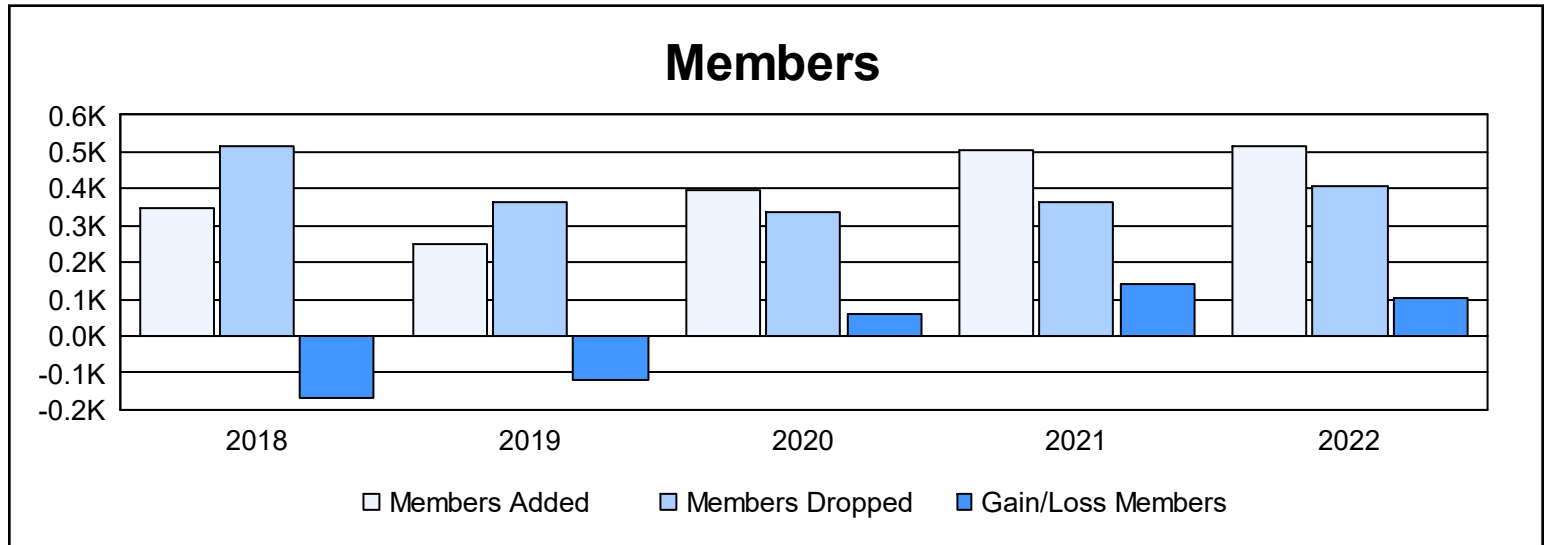
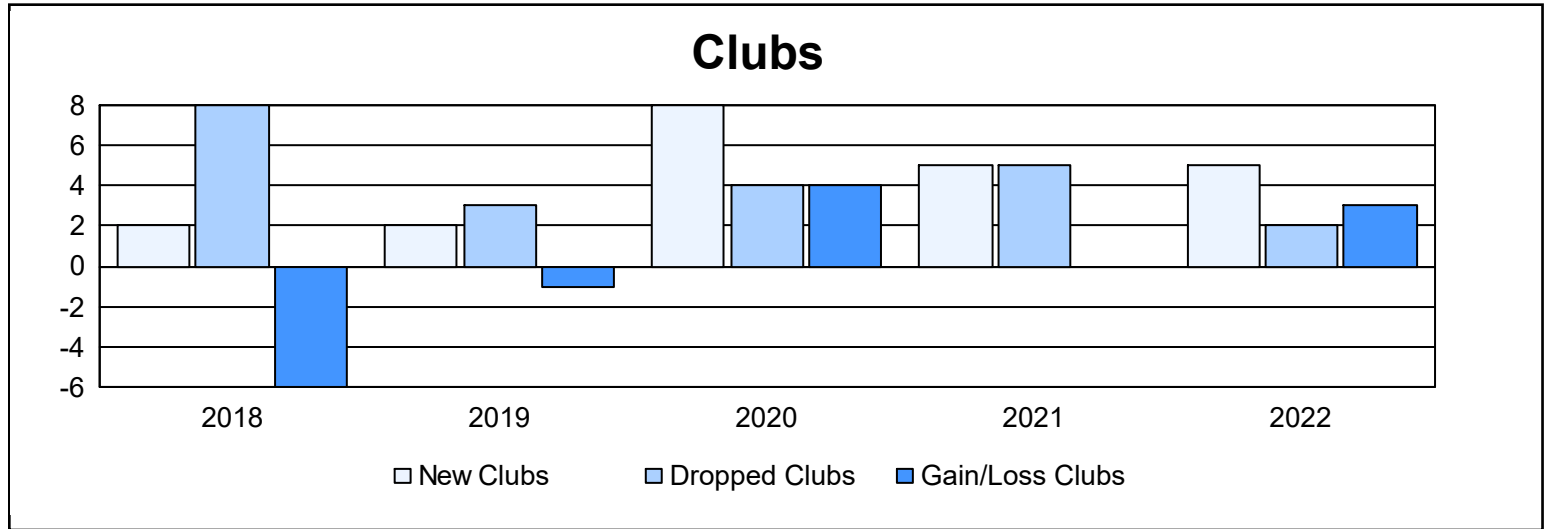
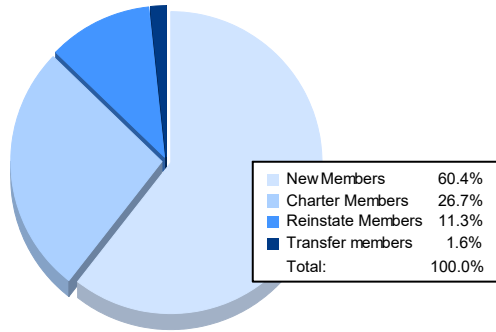


Year	New Clubs	Dropped Clubs	Gain/ Loss Clubs	New Members	Charter Members	Reinstate Members	Transfer Members	Total Member Added	Total Members Dropped	Gain/ Loss Members
2017-2018	2	8	-6	227	50	64	7	348	515	-167
2018-2019	2	3	-1	179	48	8	14	249	366	-117
2019-2020	8	4	4	184	189	13	8	394	337	57
2020-2021	5	5	0	342	139	17	8	506	365	141
2021-2022	5	2	3	310	137	58	8	513	409	104
<b>Average</b>	<b>4</b>	<b>4</b>	<b>0</b>	<b>248</b>	<b>113</b>	<b>32</b>	<b>9</b>	<b>402</b>	<b>398</b>	<b>4</b>



### Membership Composition June 2022 Cumulative



### Gender Composition June 2022 Cumulative

